

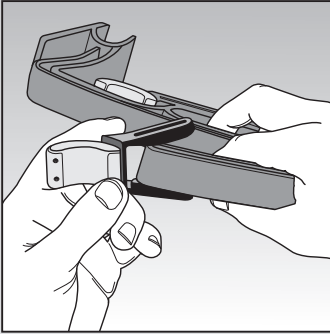
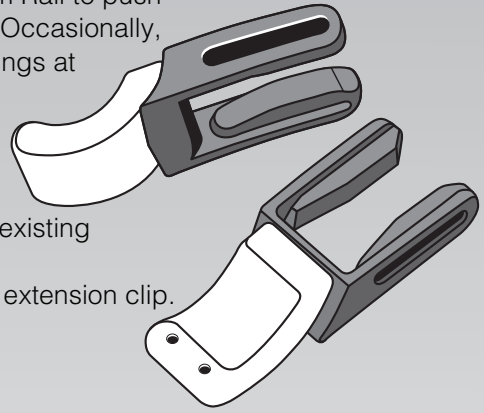
# The Side Clamp Extension Clip

*New Side Clamp Extension helps you work around obstructions at the wall*

The Side Clamp is used to with the Foam Rail to push plastic sheeting tightly against the wall. Occasionally, there are obstructions like crown mouldings at the ceiling or base board heating at the floor that prevent you from getting close enough.

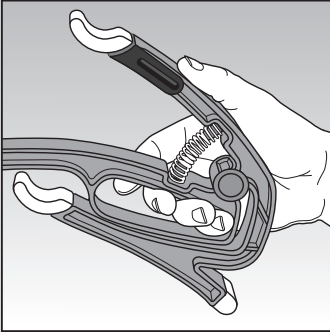
The Side Clamp Extension solves this problem, and it's easy to install on your existing Side Clamps.

Every Side Clamp now comes with an extension clip.



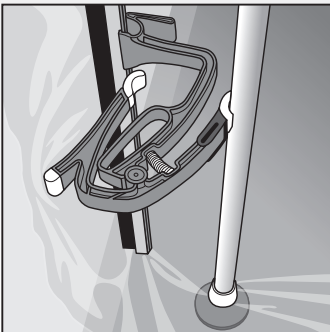
**1**

Just snap it on to the end of the Side Clamp opposite the rubber grip.



**2**

Once it's locked in, you can leave it attached or remove it by just snapping it off.



**3**

Place the pole about 4 inches out from the wall, and then position the Side Clamp and Foam Rail assembly between the pole and the plastic sheeting as you normally would.